

Reference date:
31.07.2025.

Raiffeisen Etalon Fund

With its actively managed portfolio the Fund invests in the global equity markets along a total return investment strategy. Although the fund looks for investment opportunities on the global equity markets, it is not a pure equity fund. There isn't any dedicated equity weight, the portfolio manager can decide on the equity risk taken according to the market outlook and his own expectations. If the market situation looks unfavourable, the fund can hedge its equity exposure. The fund manager complements the equity portfolio with derivative positions which reflects to his macroeconomic expectations.

Recommended minimum investment horizon:

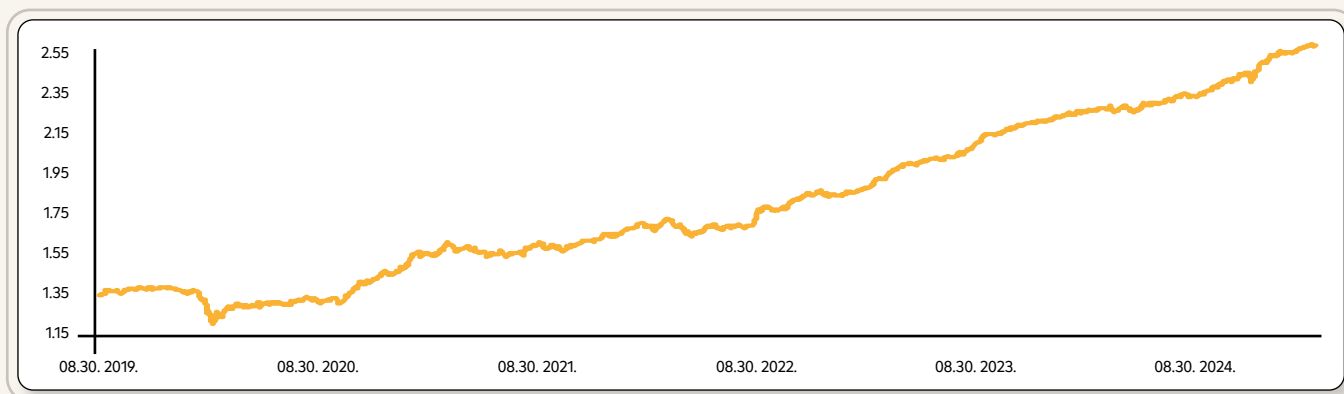
3 M 6 M 1 Y 2 Y **3 Y** 4 Y 5 Y

KID risk level (SRRI)

The EUR and USD series can have different risk ratings.

1 2 **3** 4 5 6 7

PERFORMANCE DURING THE ACTUAL INVESTMENT STRATEGY SHARE CLASS 'A' (HUF)



Past performance is not guarantee of future performance.

INTRODUCTION OF THE FUND

Share classes	"A" series	"E" series	"U" series
Currency	HUF	EUR	USD
Investment strategy inception date	31.08.2019.	18.06.2021.	18.06.2021.
ISIN	HU0000703707	HU0000727805	HU0000727813
Price	2,632568 HUF	1,342460 €	1,434008 USD
Share class net asset value	68 838 273 763 HUF	75 058 644 €	25 424 663 USD
Total net asset value	109 499 509 522 HUF		
Category	total return fund		



DÁVID PEKÁR
the fund's portfolio manager



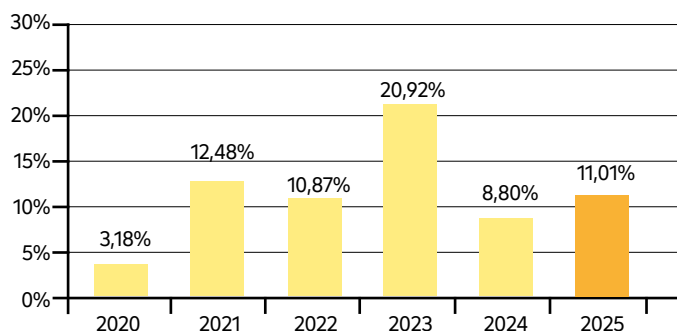
RETURN	3 month*	6 month*	1 year	3 year	5 year	Since actually investment strategy
„A” series (HUF)	3,22%	8,83%	13,09%	16,10%	14,88%	11,61%
„E” series (EUR)	2,97%	8,06%	9,68%	9,64%	-	7,76%
„U” series (USD)	3,72%	10,31%	12,18%	11,79%	-	9,55%

DEVIATION	3 month*	6 month*	1 year	3 year	5 year	Since actually investment strategy
„A” series (HUF)	2,86%	3,87%	3,62%	3,72%	4,86%	5,52%
„E” series (EUR)	2,97%	4,08%	3,63%	3,76%	-	4,48%
„U” series (USD)	3,20%	4,23%	3,84%	4,08%	-	4,76%

*in-year figures, not annualized.

Past performance is not guarantee of future performance.

RETURNS FOR THE LAST 5 YEARS AND THE CURRENT YEAR "A" SERIES HUF



Past performance is not guarantee of future performance.

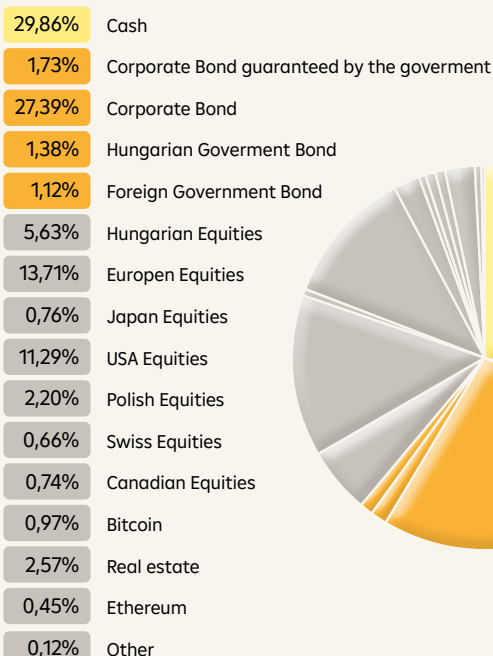
The 2025. data is not annualized.

TOP EQUITIES

OTP	Hungary	Bank sector
MSCI POLAND	Poland	Equity index
CTP	Netherlands	Commercial properties
EUROBANK ERGASIAS	Greece	Bank sector
ALPHA BANK	Greece	Bank sector
VIENNA INSURANCE	Austria	Financial
AUTO PARTNER	Poland	Auto parts retail
ASML	Netherlands	Semiconductor
CARMAX	USA	Vehicle trading
PERSHING SQUARE HOLDINGS	Great-Britain	Stock trading company

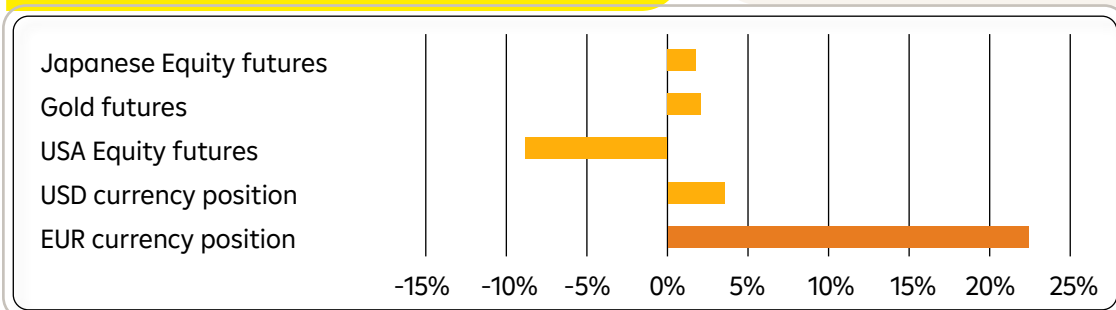
31.07.2025.

BOND AND EQUITY POSITIONS



Unique equity strategies

FUTURES POSITION



Disclaimer

The information provided in this document is only for informative purposes, it is not complete and does not count as an offer, investment or audit counselling. Raiffeisen Investment Fund Ltd. is in no way responsible for the information, fact, news, their completeness or inaccuracies, their changes occurring in the meantime, and the consequences of its usage causing any monetary and non-monetary damage.

The information, fact, news and any interpretation, explanation, observation, statement represents Raiffeisen Investment Fund Ltd.'s professional opinion at the moment of the creation of this document, it does not contain any guidance concerning future trends, any change in expectations, monetary, economical nor market conditions. Before making any investment decision, read and inform carefully about the investment policy, distributional charges and possible risks concerning the investment from the IF's Key Investor Information Document and the official Prospect, which are available at the place of distribution and on the official website of the investment fund (alapok.raiffeisen.hu). This document is considered as marketing communication according to Kbtv 4. §, (1) paragraph 55. point the manager of the funds is Raiffeisen Investment Fund Ltd., (H-EN-III-187/2015.), distributor is Raiffeisen Bank Zrt. (22/1992., member of BET - Budapest Stock Exchange).