

Raiffeisen Real Estate Fund

The portfolio consists of commercial real estates and the investors can benefit from the property management and from the property rental. More than half of the portfolio consists of office buildings located in Budapest almost 30% of the assets are invested in shopping centres. The rest of the portfolio consists of industrial and logistic buildings located in the agglomeration and in countryside cities.

Recommended minimum investment horizon:

3 M 6 M 1 Y 2 Y 3 Y 4 Y **5 Y**

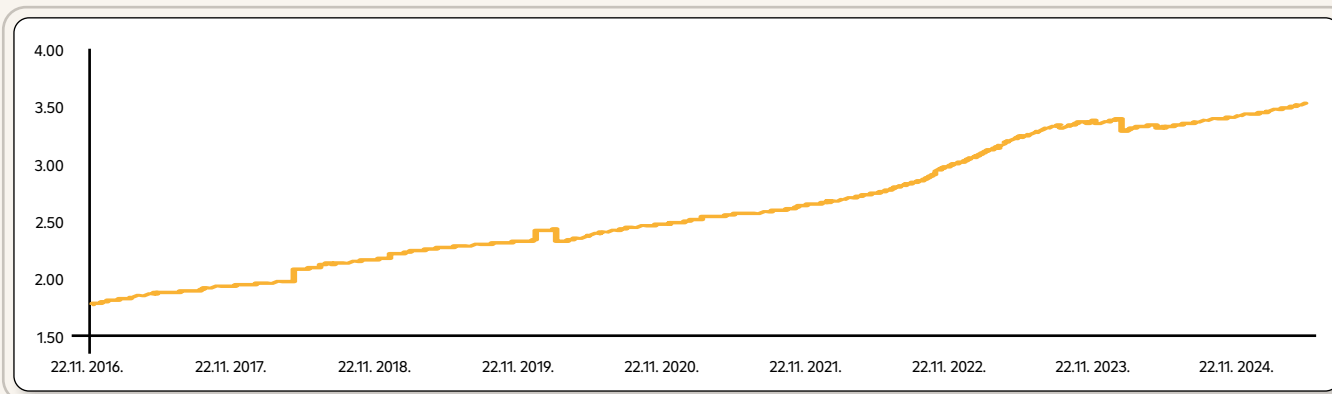
KID risk level (SRRI)

The EUR and USD series can have different risk ratings.

1 2 3 4 5 **6** 7

The risk rating of real estate funds can only be 6 or 7 because the underlying assets are not revalued daily.

PERFORMANCE DURING THE ACTUAL INVESTMENT STRATEGY SHARE CLASS 'A' (HUF)



Past performance is not guarantee of future performance.

INTRODUCTION OF THE FUND

Share classes	A series	D series	U series	A "180" series	D "180" series	U "180" series
Currency	HUF	EUR	USD	HUF	EUR	USD
Investment strategy inception date	15.08.2005.	22.11.2016.	09.01.2017.	26.03.2020.	26.03.2020.	26.03.2020.
ISIN	HU0000707864	HU0000717954	HU0000719190	HU0000724828	HU0000724802	HU0000724810
Price	3,541540 HUF	1,530028 €	1,624677 USD	1,533662 HUF	1,179050 €	1,384238 USD
Share class net asset value	19 179 417 611 HUF	55 463 901 €	23 496 418 USD	154 132 129 HUF	250 038 €	25 942 USD
Total net asset value	60 983 982 815 HUF					
Category	real estate fund					

RETURN	3 month*	6 month*	1 year	3 year	5 year	Since actually investment strategy
„A” series (HUF)	2,08%	3,52%	6,35%	8,52%	7,99%	5,70%
„D” series (EUR)	0,95%	1,44%	2,90%	1,02%	2,51%	4,97%
„U” series (USD)	1,61%	2,22%	4,52%	2,76%	3,86%	6,32%

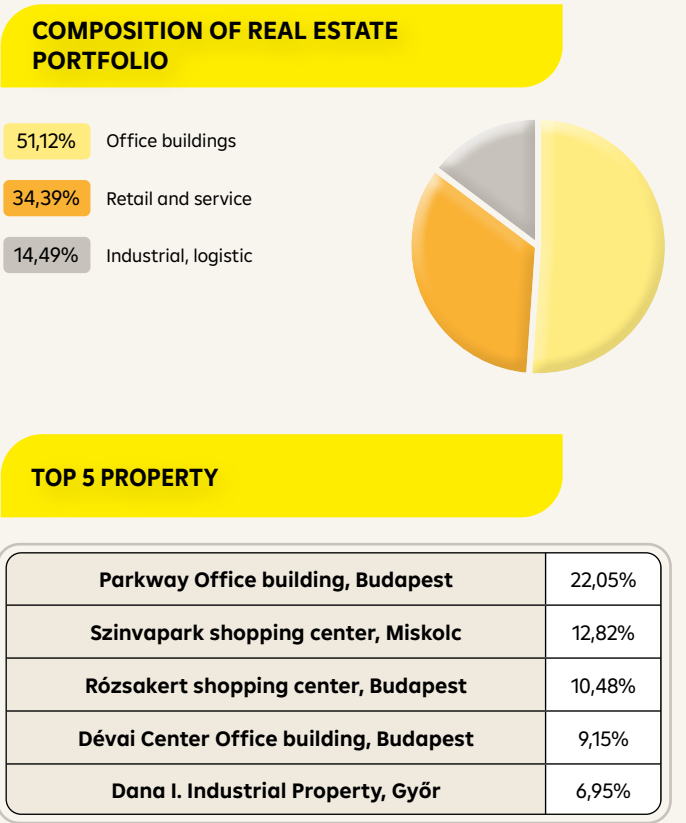
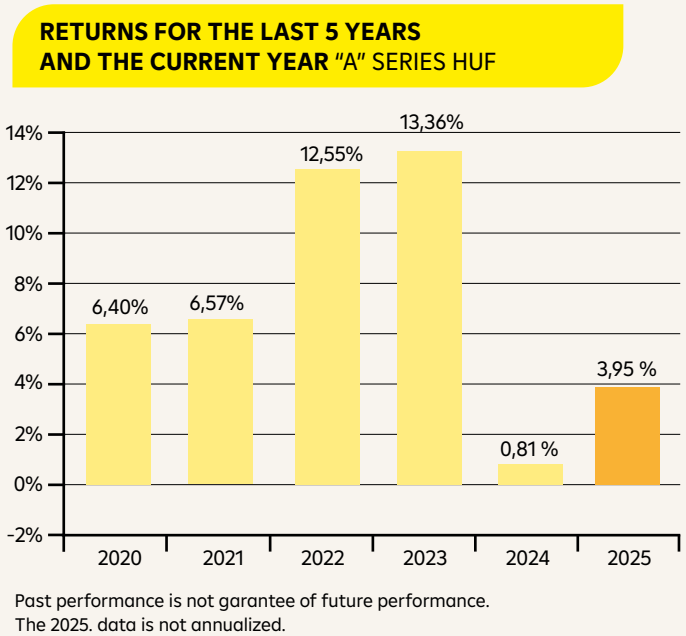
DEVIATION	3 month*	6 month*	1 year	3 year	5 year	Since actually investment strategy
„A” series (HUF)	0,78%	0,79%	0,77%	2,23%	1,85%	2,99%
„E” series (EUR)	0,69%	0,71%	0,70%	2,17%	1,79%	2,98%
„U” series (USD)	0,73%	0,79%	0,79%	2,18%	1,80%	3,10%

*in-year figures, not annualized.
Past performance is not guarantee of future performance.

RETURN	3 month*	6 month*	1 year	3 year	5 year	Since actually investment strategy
„A180” series (HUF)	2,09%	3,37%	6,16%	8,62%	7,97%	8,32%
„D180” series (EUR)	1,00%	1,59%	2,83%	0,95%	2,49%	3,12%
„U180” series (USD)	2,32%	3,87%	6,09%	3,39%	4,13%	6,26%

DEVIATION	3 month*	6 month*	1 year	3 year	5 year	Since actually investment strategy
„A180” series (HUF)	0,82%	0,83%	0,79%	2,40%	1,99%	2,35%
„D180” series (EUR)	0,69%	0,72%	0,71%	2,18%	1,80%	1,78%
„U180” series (USD)	3,92%	3,26%	2,21%	2,52%	2,66%	3,31%

*in-year figures, not annualized.
Past performance is not guarantee of future performance.



Disclaimer

The information provided in this document is only for informative purposes, it is not complete and does not count as an offer, investment or audit counselling. Raiffeisen Investment Fund Ltd. is in no way responsible for the information, fact, news, their completeness or inaccuracies, their changes occurring in the meantime, and the consequences of its usage causing any monetary and non-monetary damage. The information, fact, news and any interpretation, explanation, observation, statement represents Raiffeisen Investment Fund Ltd.'s professional opinion at the moment of the creation of this document, it does not contain any guidance concerning future trends, any change in expectations, monetary, economical nor market conditions. Before making any investment decision, read and inform carefully about the investment policy, distributional charges and possible risks concerning the investment from the IF's Key Investor Information Document and the official Prospect, which are available at the place of distribution and on the official website of the investment fund (alapok.raiffeisen.hu). This document is considered as marketing communication according to Kbtv 4. §, (1) paragraph 55. point the manager of the funds is Raiffeisen Investment Fund Ltd., (H-EN-III-187/2015.), distributor is Raiffeisen Bank Zrt. (22/1992., member of BET - Budapest Stock Exchange).